


# YOUR PETS AND EMERGENCY PREPAREDNESS


Animals, like every other member of your family, deserve the protection and security of emergency preparation. A comprehensive emergency plan includes planning for care of your pets before, during and after an emergency.

**\*IT IS IMPORTANT TO KNOW THAT PETS WILL NOT BE ALLOWED IN PUBLIC EVACUATION CENTRES.**


## BEFORE AN EMERGENCY


---


 Keep your pet's shots current and know where the records are. Most kennels require proof of current rabies and distemper shots to accept pets. It is a good idea to keep these papers with the other documents you would carry if you need to evacuate (see emergency supply kit below).

 Have an emergency supply kit ready that includes:

- A three-day supply of food and drinking water, as well as bowls, cat litter and a container to be used as a litter box.
- Current photos and descriptions of pets.
- Up-to-date identification, including an additional tag with the phone number of someone out of the evacuation area in the event the pet becomes lost.
- Medications, medical records and a first aid kit stored in a waterproof container.
- Sturdy leashes, harnesses, and carriers to transport pets safely as well as blankets or towels for bedding and warmth. Carriers should be large enough to comfortably house your pet for several hours or even days.


 Contact motels and hotels in communities outside of your area to find out if they will accept pets in an emergency.

 If you have made plans to evacuate to the home of a friend or family, ask if you can bring your pets. It is also a good idea to ask your veterinarian if he/she will take your pets in an emergency.




 Have a pet carrier that allows for your pet to stand up and turn around inside. Train your pets to become comfortable with a carrier by putting food or a favorite toy or blanket in the carrier.

## DURING AN EMERGENCY

---


 Bring your pets inside immediately. Animals sometimes sense severe weather changes and might run away to hide.


 Never leave pets outside or tied up during a storm.


-  If you must evacuate, take your pets, activate your emergency plan, and bring your emergency supply kit.
-  Transport pets in separate carriers for their safety.
-  Cover bird cages with cloth.

## **AFTER AN EMERGENCY**

---

 In the first few days after the event, leash your pets when they go outside and always maintain close contact. Familiar scents and landmarks may be altered and your pet may get confused or lost. Dangerous animals may be brought into the area with floods and extreme weather and the stress can make wild animals dangerous. Downed power lines are also a hazard for pets.

 The behaviour of your pets may change after an emergency. Normally quiet and friendly pets may become aggressive or defensive. Watch your animals closely.

 For more help in managing your pet's behaviour during this transition time, you can contact your veterinarian.

\* Arrangements may be made for service dogs.